




THANKSGIVING

Family Gratitude Jar





Supplies:

- Empty jar or container
- Construction paper in orange, yellow, and red
- Markers
- Scissors
- Stickers and ribbon (optional)

Directions:

- Decorate the jar as a family
- Cut out the templates and trace onto paper, or draw your own shapes
- Cut out all pieces
- Each day, write something you're thankful for on a leaf cutout
- At the end of the month, gather around to read each note out loud



caPa